

MYOB Advanced

Release Notes

2017.1.12

myob

Contents

Introduction	1
What's New in this Release?	1
Installing this Release	1
New Features	2
NZ Tax Updates	2
ND Tax Code Taxation	2
Updates to Protected Net Earnings	2
Snapshot Management Updates.....	3
Enforcement of Snapshot Restriction.....	3
Update to Snapshot Roles.....	3
Reminders.....	3
Resolved Issues	5
Known Issues	7

Introduction

Welcome to the 2017.1.12 release of MYOB Advanced.

What's New in this Release?

The 2017.1.12 release contains additional updates to the Advanced Payroll module for the new NZ financial year along with feature and licence updates to Advanced Business. This release also addresses issues identified in previous versions.

Installing this Release

The 2017.1.12 release is automatically deployed to all production accounts.

Note: An updated licence is required to enable configuration options for the new features. While accounts in our managed environment will have their licences updated automatically, a local installation must be updated manually by navigating to the Licence Maintenance (SM.20.15.10) form and clicking the **Update Licence** button.

New Features

NZ Tax Updates

This release includes compliance updates for the 2018-2019 New Zealand financial year, in addition to those introduced in the 2017.1.11 release.

ND Tax Code Taxation

Employees using the ND (No notification) tax rate are taxed at a flat rate of 45% for normal earnings. This rate is now also used for extra payments.

Updates to Protected Net Earnings

The IRD has issued new directions on how an employee's protected net earnings (PNE) should be treated in cases where they have multiple Deductions to which a protected earnings threshold applies.

While Child Support Deductions have a 60% PNE threshold, it is possible for an employee to have other Deductions for District Court attachment orders—these also have a PNE threshold, which can be 60% or more, depending on the conditions of each attachment order.

The IRD has specified that the deductions in an employee's pay should be ranked as follows:

- Child support
- Other attachment orders
- ACC Levy
- Student loan repayments, including normal repayments and Commissioner deductions (SLCIR)
- KiwiSaver employee contributions
- Other voluntary deductions, including student loan voluntary repayments (SLBOR)

The Payroll module now processes deductions in this order, which means that if the pay is not enough to cover all deductions that are subject to PNE before the threshold is reached, the deductions at the top of the list will be deducted in preference to those below.

Snapshot Management Updates

Enforcement of Snapshot Restriction

The 2017.1.11 release introduced a restriction on the number of snapshots a site may have. This restriction was noted but not enforced to begin with; as of this release, the restriction of **five snapshots per site** is enforced.

The number of snapshots a site can have is now controlled by an entitlement with a default value of five—this entitlement controls the number of snapshots that can be created across the whole site, not for a specific company. Once a site has reached their entitlement threshold, they will not be able to create any additional snapshots until they have cleared some snapshots and fallen below the threshold.

Note: The snapshot entitlement and current number of snapshots is displayed on the Companies form (SM.20.35.30).

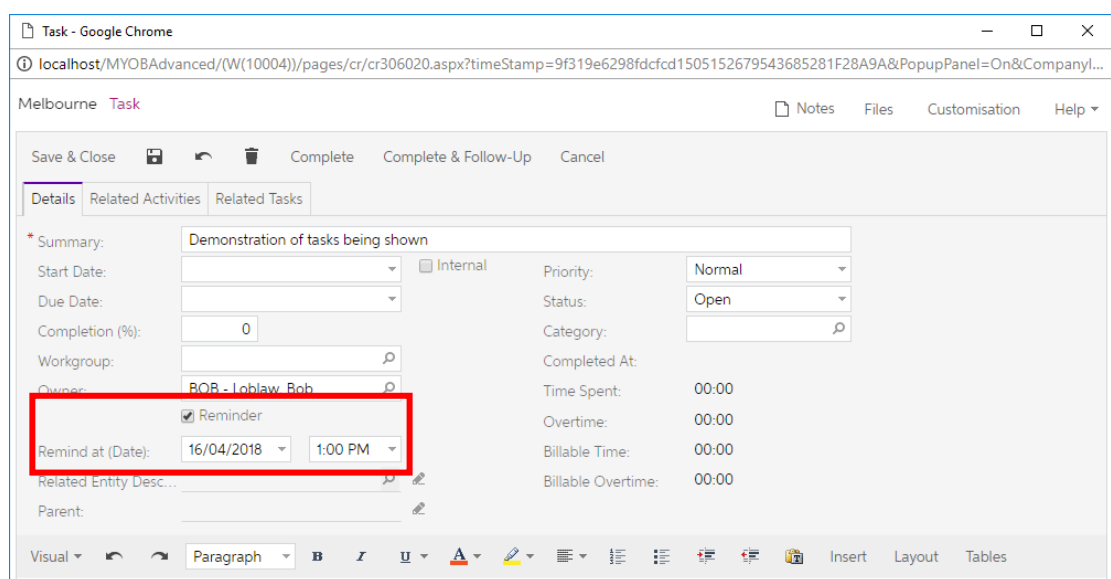
Should a site require more than five snapshots, you can request an increase in the entitlement level by logging a request in Archie, providing a business case to support the increase.

Update to Snapshot Roles

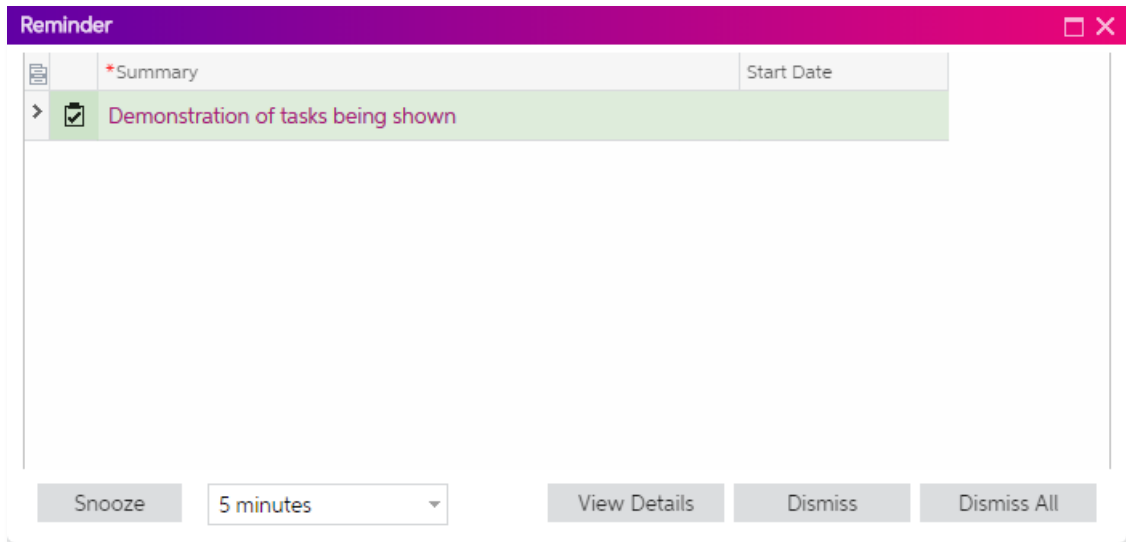
The “Lockout Manager” and “Snapshot User” roles can now be assigned to users with the “People Business User” licence type. This allows sites that use Advanced People in standalone mode to schedule lockout periods and manage snapshots.

Reminders

This release adds the ability to add reminders to tasks and events. Add a reminder on the Tasks (CR.30.60.20) and Events (CR.30.60.30) screens by ticking the **Reminder** box and entering a date and time for the reminder:




At the specified time, the reminder will appear to all affected users:



For a task, the reminder appears to the user who created the task; for an event, the reminder appears to all users who were added to the event's Attendees tab.

Note: Users must be associated with an employee record for reminders to appear.

The Reminder window gives options to defer the reminder for a selected amount of time, to dismiss one or all reminders and to view the details of the selected reminder—clicking **View Details** or clicking directly on a reminder opens the associated task or event in a pop-up window.

Once a reminder's **Remind at** time and date has been reached, it appears every time the user navigates to a new screen. Users can also view their reminders by clicking the  button in the Info area at the top right of all screens.

Resolved Issues

The following table details the issues that are addressed by this release.

Problem ID	Description
Organisation	
146970126179 146961645261	This release adds reminder functionality to the MYOB Advanced system—see “Reminders” on page 3.
Finance	
154449804589 154485252434 156403177021 154424846601	When printing AP remittance advice Print/Email AP Remittance Advice form (MB.AP.50.53), if the Print All button was clicked, remittance advice would not print in order. This has been resolved; remittance advice now prints in order of the documents’ Reference Number.
154449804589 154424846601	After clicking the Send Remittances button on the Batch Payments form (AP.30.50.00) and choosing to process all remittances, only some of the remittances were sent. This has been resolved.
150960374681 150825751311	Filtering AP documents by the Vendor Ref. field returned no results, even if there were documents with a matching Vendor Ref. This has been resolved.
151599215053 151520687508	If a customer name included the ampersand character (&), it would appear as “&” in search suggestions on the Customer Details (AR.40.20.00) and Supplier Details (AP.40.20.00) forms. This has been resolved.
147219613078 147158044031	The error message “Nullable object must have a value” could appear when saving data on the Budget Configuration form (GL.20.50.00). This has been resolved.
149560270573 149452793481	After uploading a budget on the Budgets form (GL.30.20.10), the imported values would be added to an existing budget account, which would not be referenced by any of the values in the import file. This has been resolved.
Distribution	
151641138087 151380416221	When posting a Drop-Shipment for tax-inclusive PO transactions, the PO Accrual amount was not cleared. This has been resolved.
Payroll	
-	Employees using the NSW (Non-seasonal worker) tax rate are taxed at a flat rate of 10.5% for normal earnings and extra payments; however, the system was not applying this rate to extra payments. This has been resolved.
System and Platform	
151368466482 152355694561 151245699011	Import Scenarios that included an attribute with DateTime as the Control Type ignored the locale setting for date/time formatting when the scenario was run. This has been resolved.
153394735637 153276583641	The Publish to Multiple Companies button on the Publish Customisation form (SM.20.45.05) did not work. This has been resolved.

Problem ID	Description
156493628039 157063758051 157049749021 156961858318 156961858306 156961858301 156586486261 156586486231 156534822361 156434032101 156403177171 156399729901 156350564168	The error message "Multiple nodes with identical key have been detected" could appear when creating a new company. This has been resolved.
151587255117 151424012421	Changes to the ordering of Item Sales Categories were not reflected in the Customer Portal. This has been resolved.
152670502509 152278299731	This release improves system performance when searching for invoices on the SO Invoices (SO.30.30.00) and AR Invoices and Memos (AR.30.10.00) forms.
148495532690 148316536621	This release improves system performance when processing invoices on the Process Shipments form (SO.50.30.00).
-	<p>If a user started a snapshot, then left and returned to the Companies form (SM.20.35.30), the Create Snapshot button was enabled, allowing them to start a second snapshot while the first was running. This has been resolved—the button remains disabled as long as the snapshot process is running.</p> <p>Note: You can check the status of the snapshot process on the Running Processes form (SM.20.15.30).</p>

Known Issues

The following known issues and breaking changes have been identified in this release.

Partner users visible on some forms

User accounts with the licence type MYOB_Partner and the Admin account used exclusively by MYOB are hidden from all other users; they do not appear on user selection lists. However, these user accounts will appear in selection lists on the following forms:

- Event > Attendees (CR.30.60.30)
- Role List (SM.65.10.00)